

Laboratory Equipment

In the chemistry laboratory, you will be using equipment, handling materials, and performing certain unfamiliar tasks. The purpose of this section is to introduce you to the equipment and to describe some of the skills you will be required to use in this laboratory course. A few of the "dos" and "don'ts" necessary for safe and effective laboratory work also are included.

RECOGNIZING LAB EQUIPMENT

The equipment you will be using most frequently in the laboratory is illustrated in Figure. Study this figure carefully and familiarize yourself with each item.



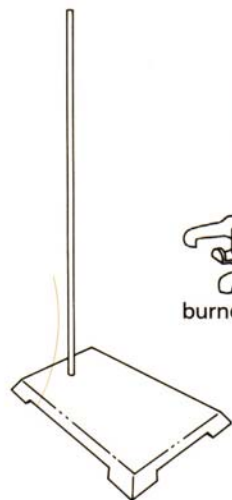
utility clamp



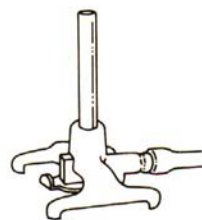
iron ring



buret clamp



ring stand



burner

with each item.



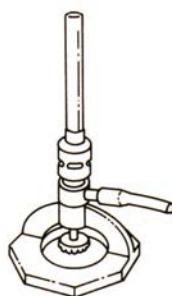
clay triangle



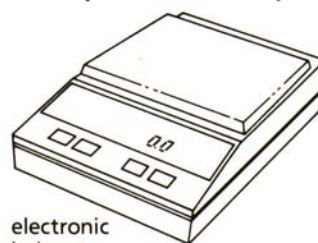
wire gauze



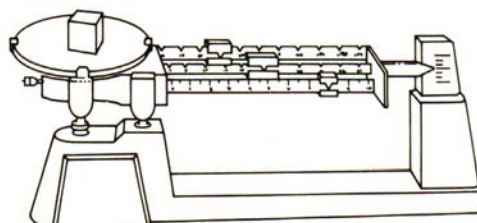
wing tip



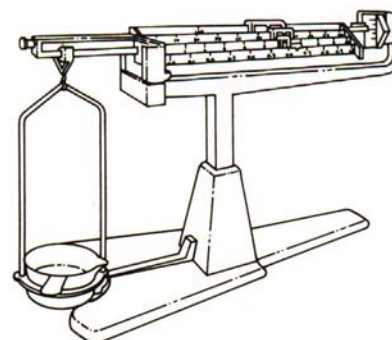
burner



electronic balance



beam balance



beam balance

Laboratory Equipment

